
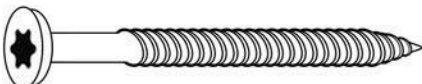
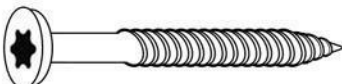
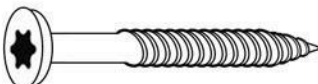
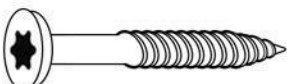
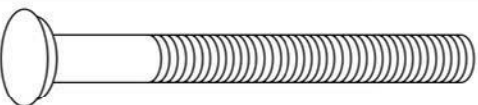
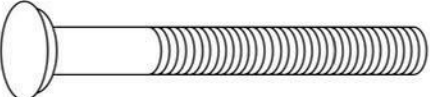
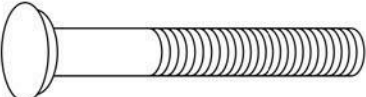
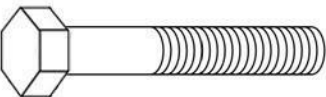
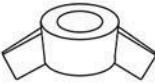




# Instrukcja SZ5

1x		
2x S3		L = 50mm
8x S1		L = 35mm
2x S8		L = 30mm
2x S2		L = 25mm
2x S4		L = 60mm
1x S5		L = 50mm
2x S6		L = 40mm
2x S7		L = 35mm
5x M1		
2x N1		
5x P1		

## UWAGA!

Wszystkie elementy należy skręcać ręcznie. Zabrania się używania narzędzi elektrycznych.



